

# Diagnostic Imaging

You can now have  
**ultrasound  
imaging**  
through PriMED



**Costs less  
than non-PriMED  
facilities**

Four convenient PriMED locations in Beaver Creek, Centerville, Englewood and Vandalia.

- **Quality imaging, by experienced technicians**
- **Test read by accredited physicians**
- **Results available to your doctor the next day**

## **Your doctor will discuss the test that's right for you**

Unlike x-ray, ultrasound shows soft tissue. It's used for vascular imaging, to check arteries and veins, as well as the abdomen and thyroid.

Most studies require only 30 minutes. You can be on your way quickly, without the expense and hassle of large imaging centers.



**PriMED**  
PHYSICIANS

Treating **You** Well.®



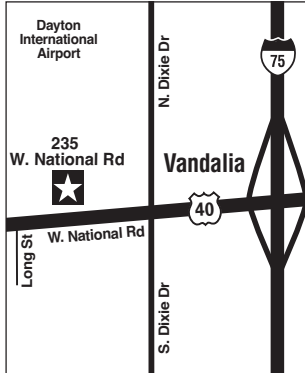
[primedphysicians.com](http://primedphysicians.com)

# Diagnostic Imaging



Treating You Well.®  
primedphysicians.com

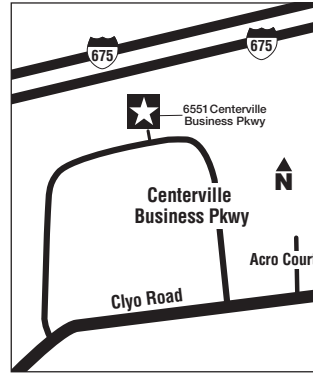
Four locations for your convenience:



## Vandalia

PriMED Vandalia Family Practice  
235 W. National Rd., Vandalia, OH 45377  
937-898-3600

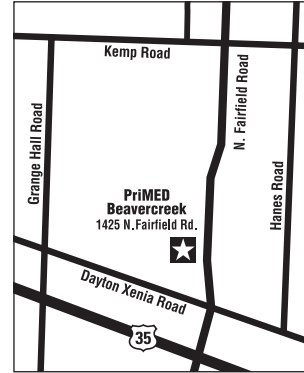
Imaging offered **Mondays** at this location



## Centerville

PriMED Centerville Family Practice  
6551 Centerville Business Pkwy, Centerville, OH 45459  
937-291-6830

Imaging offered **Tuesdays** at this location



## Beavercreek

PriMED Beavercreek Family Practice  
1425 N. Fairfield Rd., Suite 110, Beavercreek, OH 45432  
937-426-0106

Imaging offered **Wednesdays** at this location



## Englewood

PriMED Englewood Family Practice  
200 Rockridge Rd., Suite 100, Englewood, OH 45322  
937-274-2117

Imaging offered **Thursdays** at this location

## Your physician has referred you for ultrasound imaging:

- Quality imaging, by experienced technicians
- Tests read by accredited physicians
- Your physician's office will contact you with results

Costs less  
than non-PriMED  
facilities

The appointment will require between 30 and 60 minutes. You can be on your way quickly, without the expense and hassle of large imaging centers.

# Preparation for Diagnostic Imaging

Study	Study Time	Preparation
Abdominal Aortic Aneurysm US Ultrasound	30 minutes	Patients should be fasting for at least 8 hours (ideally scheduled in morning).
Abdominal Aortic US Ultrasound Screening	30 minutes	Patients should be fasting for at least 8 hours (ideally scheduled in morning).
Abdominal Complete US Ultrasound	60 minutes	Patients should be fasting for at least 8 hours (ideally scheduled in morning).
Abdominal Limited US Ultrasound Abdomen Specific Area US Ultrasound Gallbladder US Ultrasound Spleen US Ultrasound Pancreatic US Ultrasound Liver US Ultrasound	30 minutes	Patients should be fasting for at least 8 hours (ideally scheduled in morning) and should eat a very low-fat diet the night before their testing.
ABI - Ankle Brachial Index Arterial, Limited, Lower Ext (includes ABI)	60 minutes	Will require the patient to remove their pants in order to evaluate the arteries of the lower extremity.
Carotid Bilateral US Ultrasound Echo with Doppler Color Flow	30 minutes 30 minutes	None Patients will need to remove shirt and any undergarments on their upper torso.
Renal US Ultrasound	30 Minutes	Patients should be fasting for at least 8 hours (ideally scheduled in morning). Patients should have a full bladder at the time of the exam (drink plenty of clear fluids prior to test).
Thyroid US Ultrasound	30 minutes	None
Venous Upper and Lower Ext Bilat US Ultrasound Venous Upper and Lower Ext LT US Ultrasound Venous Upper and Lower Ext RT US Ultrasound	30 minutes	Depending on the site being scanned, patients may need to remove a shirt (upper) or pants (lower).

## Preparing for your ultrasound:

- If your insurance plan requires prior authorization, our staff will submit the request.
- Once prior authorization is approved, we will contact you to schedule your ultrasound.

- While scheduling with you, we will explain how to prepare for the ultrasound.
- On the day of your imaging, please arrive at the imaging location 15 minutes prior to your test.